








Beaufort Wind Scale

	Force & Strength	Description	Spray Notes
	0 <1km/hr <1 knot	Calm Smoke Rises Vertically	Avoid fine sprays, especially on sunny, warm days.
	1 1-5 km/hr 1-3 knots	Light Air Wind Direction Shown by smoke drift, not wind vanes	
	2 6-11 km/hr 4-6 knots	Light Breeze Wind felt on face, leaves rustle, wind vanes move by wind	Ideal spraying conditions
	3 12-19 km/hr 7-10 knots	Gentle Breeze Leaves and twigs in constant motion, wind extends a light flag	
	4 20-28 km/hr 11-16 knots	Moderate Breeze Raises dust and loose paper, small branches move	DO NOT attempt to apply pesticides under these conditions
	5 29-38 km/hr 17-21 knots	Fresh Breeze Small trees sway, crested wavelets form on inland waters	
	6 39-49 km/hr 22-27 knots	Strong Breeze Large branches move, Umbrellas hard to use	
	7 50-61 km/hr 28-33 knots	Near Gale Whole trees move, breaks twigs off trees, difficulty walking against the wind.	
	8 62-74 km/hr 34-40 knots	Gale Breaks twigs off trees, generally impedes progress	
	9 75-88 km/hr 41-47 knots	Strong Gale Slight structural damage (eg. Chimney pots, roof tiles removed)	
	10 89-102 km/hr 48-55 knots	Storm Seldom inland, trees uprooted, considerable structural damage	