

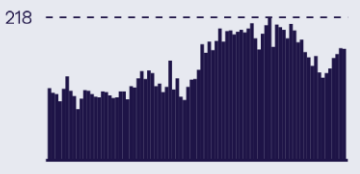
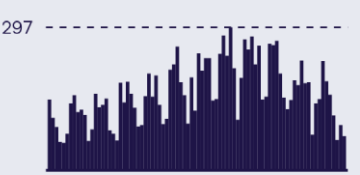

Victorian COVID-19 Surveillance Report

20 December 2024

OFFICIAL

Epidemiological Summary

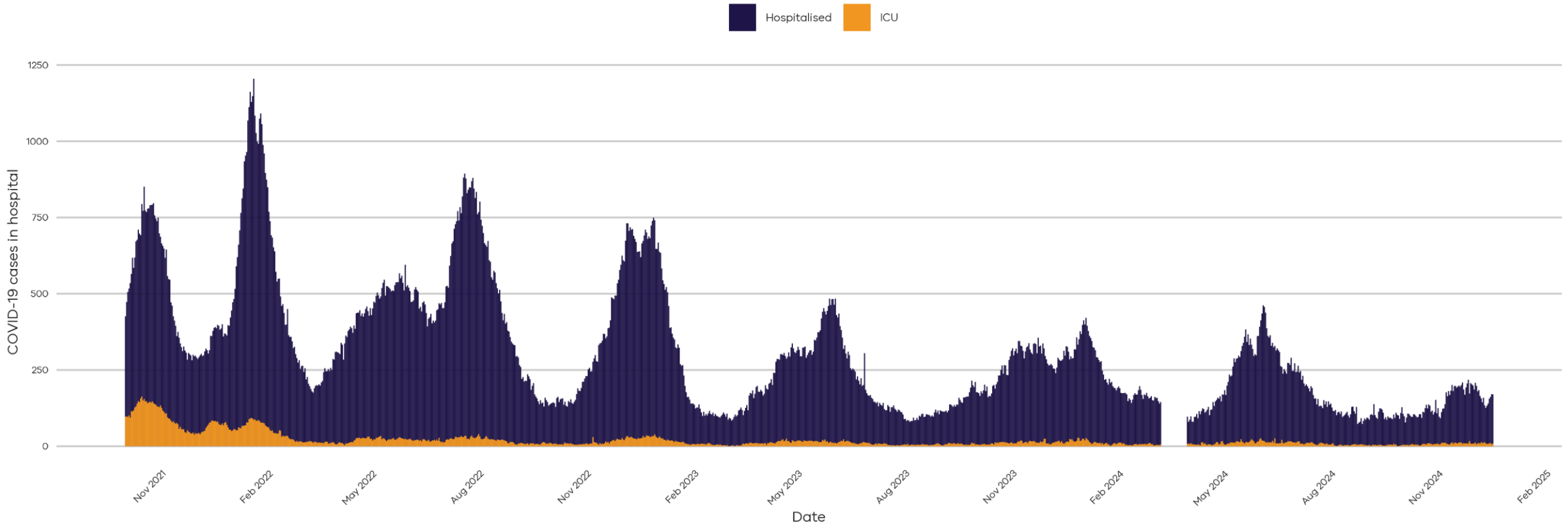
Current trends indicate stable levels of COVID-19 activity in Victoria.

Daily counts last 12 weeks	
	<p>The number of people in hospital with COVID-19 has decreased this week. The 7-day average is 151 (week ending 17 December), compared to 160 last week.</p> <p>The 7-day average of ICU patients has decreased this week (11 to 9).</p>
	<p>COVID-19 notifications remained stable this week. A total of 1,128 cases (PCR-confirmed) were notified in the most recent week (ending 17 December), compared to 1,130 the week prior.</p> <p>14,124 PCR tests were completed last week, similar to the week prior with 14,061 tests.</p> <p>8.6% of tests returned a positive SARS-CoV-2 result, an increase from 8.2% the previous week.</p>
	<p>Globally, JN.1 is the most prevalent variant group. Current Variants Under Monitoring (VUM) designated by WHO include KP.2, KP.3, KP.3.1.1, JN.1.18, LB.1 and XEC. XEC (recombinant of KS.1.1 and KP.3.3) was most recently designated a VUM on 24 September 2024.</p> <p>In Australia, JN.1 and associated sublineages continue to comprise the majority of variants identified. XEC has continued to increase in abundance.</p>

National reporting of deaths due to COVID-19, influenza and RSV is available from the [ABS](https://abs.gov.au) <Deaths due to COVID-19, influenza and RSV in Australia - 2022 - September 2024 | Australian Bureau of Statistics (abs.gov.au)>

COVID-19 Hospitalisations

Daily COVID-19 cases in hospital and ICU
Data until 17 December 2024

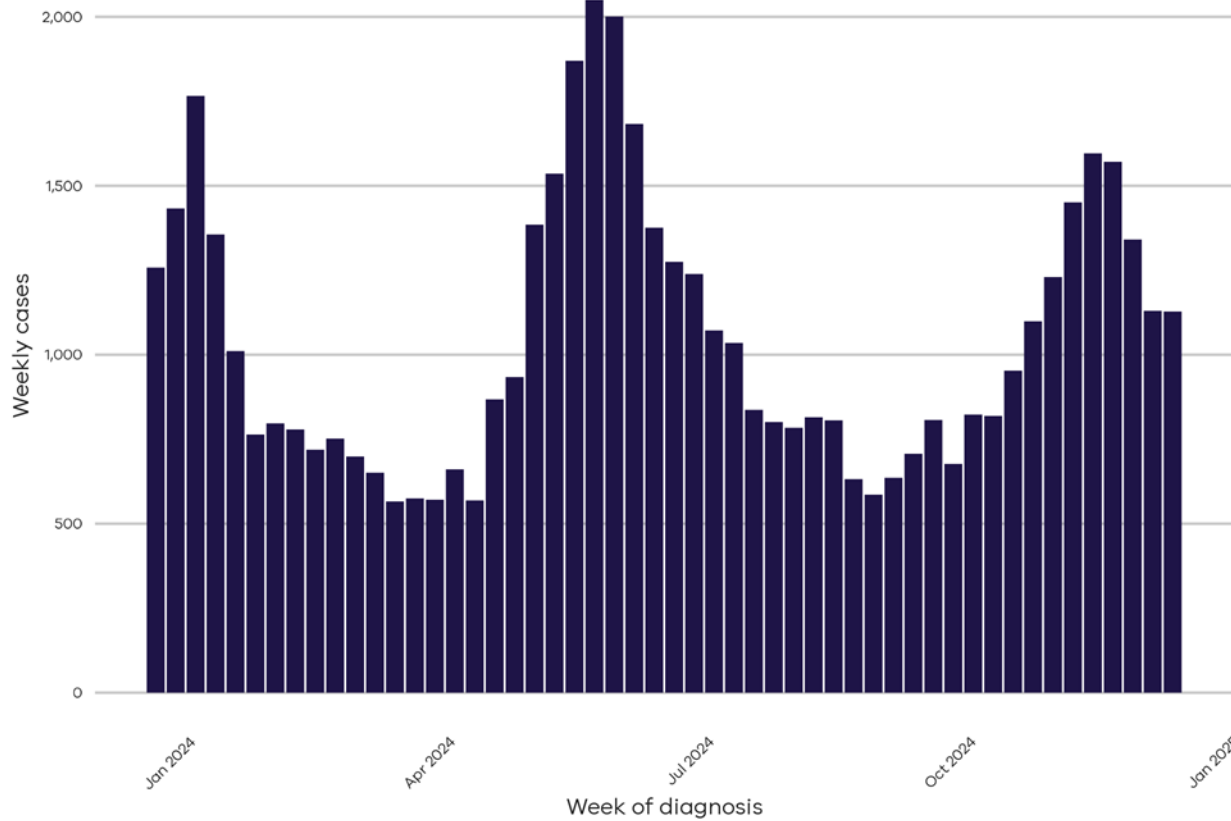


Data source: Critical Health Resource Information System (CHRIS)

This graph shows data back to September 2021 when hospitalisations were increasing during the Delta variant wave. Hospitalisations represent the number of COVID-19 positive patients in hospital on a given day. Please note that COVID-19 hospitalisation data from CHRIS is unavailable for dates between 8 March 2024 and 30 March 2024

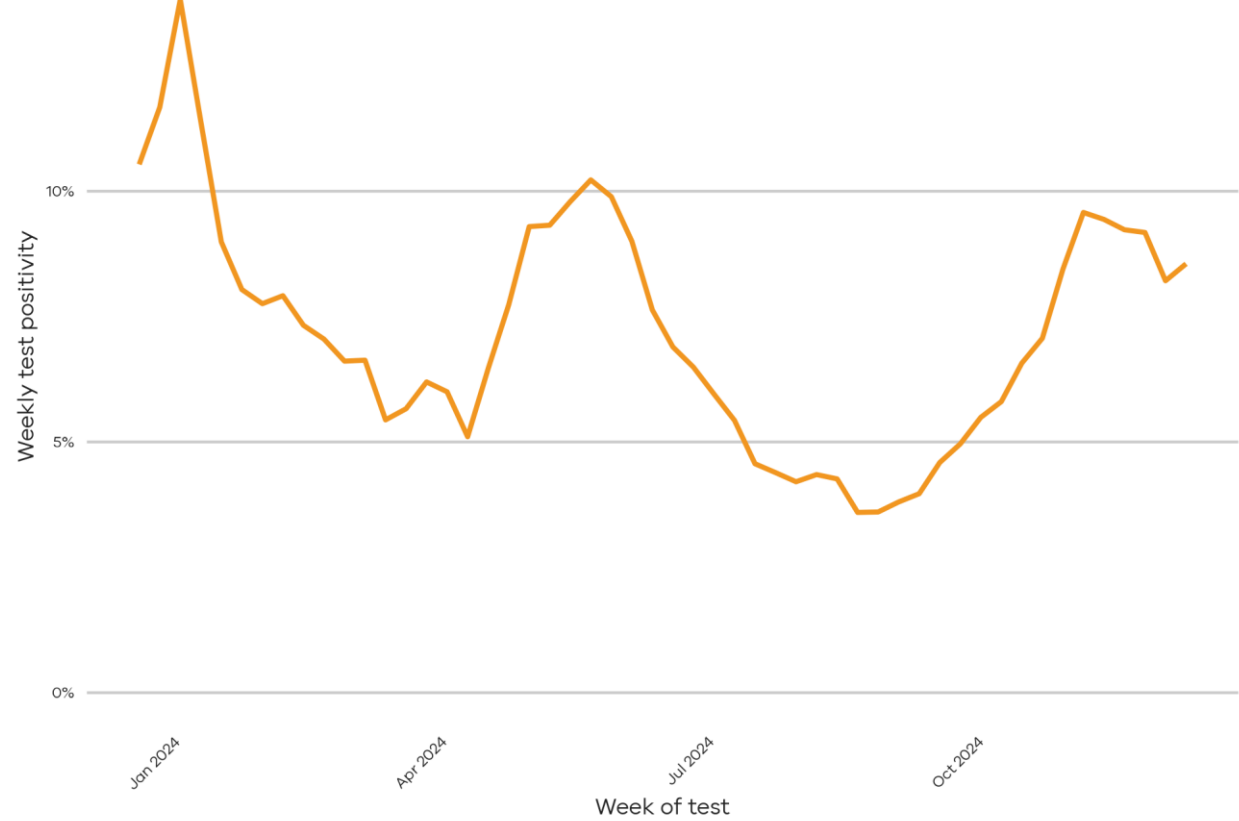
COVID-19 Cases and Testing

COVID-19 notifications (PCR-confirmed) by week in the past year
Data until 17 December 2024



Data source: TREVI/PHESS

COVID-19 test positivity by week in the past year
Data until 17 December 2024



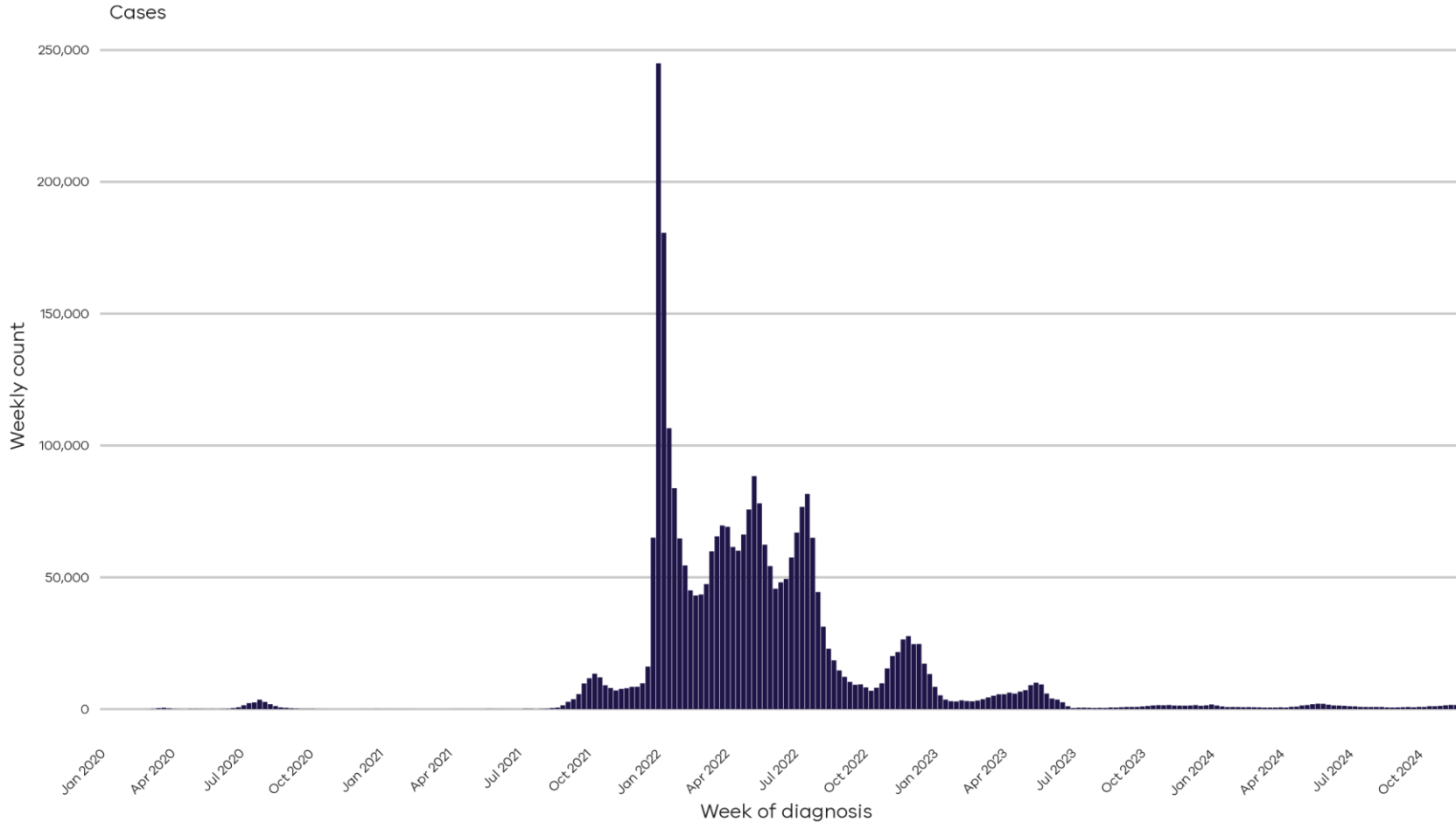
Data source: TREVI/PHESS

Only confirmed notifications diagnosed by PCR are included. Rapid Antigen Test (RAT) results are no longer collected by the Department of Health.

Appendix

COVID-19 Historical Data & Definitions

Epidemic curve of weekly COVID-19 metrics
Data until 17 December 2024



Data source: TREVI/PHESS

COVID-19 Cases are reported according to the definitions given in the Coronavirus (COVID-19) CDNA National Guidelines for Public Health Units. Where multiple positive test results are received for the same person within 35 days of the initial test result they are counted as a single case.

As of 30 June 2023, probable cases are not collected by the Victorian Department of Health, case counts since this date reflect cases with a positive PCR test only. Rapid Antigen Testing remains an important tool for individuals to access treatment and protect their community.

Changes in case numbers may be indicative of trends but they are a small subset of the total COVID-19 infections in Victoria.

COVID-19 Hospitalisations represent the number of active COVID-19 patients in hospital on a given day. This is reported by Victorian hospitals with an ICU to the Critical Health Resource Information Service (CHRIS) as daily aggregated data.

Test positivity is the percentage of SARS-CoV-2 tests with SARS-CoV-2 virus detected.